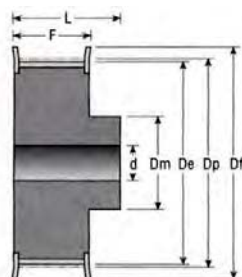


Figur 6F

Typ H - Pro řemeny H - rozteč 1/2" = 12,7mm / For belts H - Pitch 1/2" = 12,7mm

Zubů Teeth	Šír.ř. Width	Označení / Obj.č. Part.No.	Typ Fig.	* Mat.	Dp [mm]	De [mm]	Df [mm]	Dm [mm]	F [mm]	L [mm]	d [mm]	m [kg]
14	075	14 H 075	6F	ST	56,60	55,22	64,00	40,00	26,40	40,0	8,0	0,59
	100	14 H 100	6F	ST	56,60	55,22	64,00	45,00	31,80	45,0	11,0	0,67
	150	14 H 150	6F	ST	56,60	55,22	64,00	42,00	44,00	58,0	11,0	0,91
	200	14 H 200	6F	ST	56,60	55,22	64,00	42,00	58,70	70,0	11,0	1,13
	300	14 H 300	6F	ST	56,60	55,22	64,00	42,00	85,70	100,0	11,0	1,35
15	075	15 H 075	6F	ST	60,64	59,27	66,00	45,00	26,40	40,0	8,0	0,65
	100	15 H 100	6F	ST	60,64	59,27	66,00	45,00	31,80	45,0	11,0	0,77
	150	15 H 150	6F	ST	60,64	59,27	66,00	45,00	46,00	58,0	11,0	0,99
	200	15 H 200	6F	ST	60,64	59,27	66,00	45,00	58,70	70,0	11,0	1,21
	300	15 H 300	6F	ST	60,64	59,27	66,00	45,00	85,70	100,0	11,0	1,55
16	075	16 H 075	6F	ST	64,68	63,31	70,00	45,00	26,40	40,0	8,0	0,70
	100	16 H 100	6F	ST	64,68	63,31	70,00	45,00	31,80	45,0	11,0	0,88
	150	16 H 150	6F	ST	64,68	63,31	70,00	45,00	46,00	58,0	11,0	1,08
	200	16 H 200	6F	ST	64,68	63,31	70,00	45,00	58,70	70,0	11,0	1,30
	300	16 H 300	6F	ST	64,68	63,31	70,00	45,00	85,70	100,0	11,0	1,80
17	075	17 H 075	6F	ST	68,72	67,35	75,00	45,00	26,40	40,0	8,0	0,73
	100	17 H 100	6F	ST	68,72	67,35	75,00	45,00	31,80	45,0	11,0	0,88
	150	17 H 150	6F	ST	68,72	67,35	75,00	45,00	46,00	58,0	11,0	1,15
	200	17 H 200	6F	ST	68,72	67,35	75,00	45,00	58,70	70,0	11,0	1,45
	300	17 H 300	6F	ST	68,72	67,35	75,00	45,00	85,70	100,0	11,0	2,10
18	075	18 H 075	6F	ST	72,77	71,39	79,00	55,00	26,40	40,0	11,0	0,91
	100	18 H 100	6F	ST	72,77	71,39	79,00	55,00	31,80	45,0	14,0	1,06
	150	18 H 150	6F	ST	72,77	71,39	79,00	55,00	46,00	58,0	14,0	1,45
	200	18 H 200	6F	ST	72,77	71,39	79,00	55,00	58,70	70,0	14,0	1,65
	300	18 H 300	6F	ST	72,77	71,39	79,00	55,00	85,70	100,0	19,0	2,38
19	075	19 H 075	6F	ST	76,81	75,44	83,00	60,00	26,40	40,0	11,0	1,08
	100	19 H 100	6F	ST	76,81	75,44	83,00	60,00	31,80	45,0	14,0	1,23
	150	19 H 150	6F	ST	76,81	75,44	83,00	60,00	46,00	58,0	14,0	1,55
	200	19 H 200	6F	ST	76,81	75,44	83,00	60,00	58,70	70,0	14,0	1,90
	300	19 H 300	6F	ST	76,81	75,44	83,00	60,00	85,70	100,0	19,0	2,64
20	075	20 H 075	6F	ST	80,85	79,48	87,00	62,00	26,40	40,0	11,0	1,18
	100	20 H 100	6F	ST	80,85	79,48	87,00	62,00	31,80	45,0	14,0	1,33
	150	20 H 150	6F	ST	80,85	79,48	87,00	62,00	46,00	58,0	14,0	1,66
	200	20 H 200	6F	ST	80,85	79,48	87,00	62,00	58,70	70,0	14,0	2,11
	300	20 H 300	6F	ST	80,85	79,48	87,00	62,00	85,70	100,0	19,0	3,10
21	075	21 H 075	6F	ST	84,89	83,52	91,00	65,00	26,40	40,0	11,0	1,30
	100	21 H 100	6F	ST	84,89	83,52	91,00	65,00	31,80	45,0	14,0	1,43
	150	21 H 150	6F	ST	84,89	83,52	91,00	65,00	46,00	58,0	14,0	1,87
	200	21 H 200	6F	ST	84,89	83,52	91,00	65,00	58,70	70,0	14,0	2,23
	300	21 H 300	6F	ST	84,89	83,52	91,00	65,00	85,70	100,0	19,0	3,32
22	075	22 H 075	6F	ST	88,94	87,56	93,00	68,00	26,40	40,0	11,0	1,42
	100	22 H 100	6F	ST	88,94	87,56	93,00	68,00	31,80	45,0	14,0	1,63
	150	22 H 150	6F	ST	88,94	87,56	93,00	68,00	46,00	58,0	14,0	2,07
	200	22 H 200	6F	ST	88,94	87,56	93,00	68,00	58,70	70,0	14,0	2,45
	300	22 H 300	6F	ST	88,94	87,56	93,00	68,00	85,70	100,0	19,0	3,67

* Materiál: ST = ocel, GG = litina / ST = steel, GG = iron cast

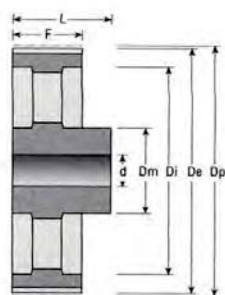


Figur 6F

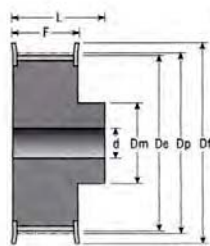
Typ H - Pro řemeny H - rozteč 1/2" = 12,7mm / For belts H - Pitch 1/2" = 12,7mm

Zubů Teeth	Šír.ř. Width	Označení / Obj.č. Part.No.	Typ Fig.	* Mat.	Dp [mm]	De [mm]	Df [mm]	Dm [mm]	F [mm]	L [mm]	d [mm]	m [kg]
23	075	23 H 075	6F	ST	92,98	91,61	97,00	72,00	26,40	40,0	11,0	1,67
	100	23 H 100	6F	ST	92,98	91,61	97,00	72,00	31,80	45,0	14,0	1,85
	150	23 H 150	6F	ST	92,98	91,61	97,00	72,00	46,00	58,0	14,0	2,28
	200	23 H 200	6F	ST	92,98	91,61	97,00	72,00	58,70	70,0	14,0	2,71
	300	23 H 300	6F	ST	92,98	91,61	97,00	72,00	85,70	100,0	19,0	4,00
24	075	24 H 075	6F	ST	97,02	95,65	102,00	72,00	26,40	40,0	11,0	1,71
	100	24 H 100	6F	ST	97,02	95,65	102,00	72,00	31,80	45,0	14,0	1,93
	150	24 H 150	6F	ST	97,02	95,65	102,00	72,00	46,00	58,0	14,0	2,50
	200	24 H 200	6F	ST	97,02	95,65	102,00	72,00	58,70	70,0	14,0	2,97
	300	24 H 300	6F	ST	97,02	95,65	102,00	72,00	85,70	100,0	19,0	4,40
25	075	25 H 075	6F	ST	101,06	99,69	106,00	72,00	26,40	40,0	11,0	1,87
	100	25 H 100	6F	ST	101,06	99,69	106,00	72,00	31,80	45,0	14,0	2,07
	150	25 H 150	6F	ST	101,06	99,69	106,00	72,00	46,00	58,0	14,0	2,71
	200	25 H 200	6F	ST	101,06	99,69	106,00	72,00	58,70	70,0	14,0	3,32
	300	25 H 300	6F	ST	101,06	99,69	106,00	72,00	85,70	100,0	19,0	4,79
26	075	26 H 075	6F	ST	105,11	103,73	112,00	80,00	26,40	40,0	11,0	2,00
	100	26 H 100	6F	ST	105,11	103,73	112,00	80,00	31,80	45,0	14,0	2,30
	150	26 H 150	6F	ST	105,11	103,73	112,00	80,00	46,00	58,0	14,0	2,99
	200	26 H 200	6F	ST	105,11	103,73	112,00	80,00	58,70	70,0	14,0	3,61
	300	26 H 300	6F	ST	105,11	103,73	112,00	80,00	85,70	100,0	19,0	5,20
27	075	27 H 075	6F	ST	109,15	107,78	115,00	80,00	26,40	40,0	11,0	2,10
	100	27 H 100	6F	ST	109,15	107,78	115,00	80,00	31,80	45,0	14,0	2,40
	150	27 H 150	6F	ST	109,15	107,78	115,00	80,00	46,00	58,0	14,0	3,15
	200	27 H 200	6F	ST	109,15	107,78	115,00	80,00	58,70	70,0	14,0	3,90
	300	27 H 300	6F	ST	109,15	107,78	115,00	80,00	85,70	100,0	19,0	5,60
28	075	28 H 075	6F	ST	113,19	111,82	120,00	80,00	26,40	40,0	11,0	2,26
	100	28 H 100	6F	ST	113,19	111,82	120,00	80,00	31,80	45,0	14,0	2,53
	150	28 H 150	6F	ST	113,19	111,82	120,00	80,00	46,00	58,0	14,0	3,39
	200	28 H 200	6F	ST	113,19	111,82	120,00	80,00	58,70	70,0	14,0	4,10
	300	28 H 300	6F	ST	113,19	111,82	120,00	80,00	85,70	100,0	19,0	5,60
29	075	29 H 075	6F	ST	117,23	115,86	123,00	80,00	26,40	40,0	11,0	2,49
	100	29 H 100	6F	ST	117,23	115,86	123,00	80,00	31,80	45,0	14,0	2,70
	150	29 H 150	6F	ST	117,23	115,86	123,00	80,00	46,00	58,0	14,0	3,57
	200	29 H 200	6F	ST	117,23	115,86	123,00	80,00	58,70	70,0	14,0	4,42
	300	29 H 300	6F	ST	117,23	115,86	123,00	80,00	85,70	100,0	19,0	6,00
30	075	30 H 075	6F	ST	121,28	119,90	128,00	80,00	26,40	40,0	11,0	2,70
	100	30 H 100	6F	ST	121,28	119,90	128,00	80,00	31,80	45,0	14,0	2,93
	150	30 H 150	6F	ST	121,28	119,90	128,00	80,00	46,00	58,0	14,0	3,86
	200	30 H 200	6F	ST	121,28	119,90	128,00	80,00	58,70	70,0	14,0	4,74
	300	30 H 300	6F	ST	121,28	119,90	128,00	80,00	85,70	100,0	19,0	7,00
32	075	32 H 075	6F	ST	129,36	127,99	135,00	80,00	26,40	40,0	11,0	2,85
	100	32 H 100	6F	ST	129,36	127,99	135,00	80,00	31,80	45,0	14,0	3,06
	150	32 H 150	6F	ST	129,36	127,99	135,00	80,00	46,00	58,0	14,0	4,37
	200	32 H 200	6F	ST	129,36	127,99	135,00	80,00	58,70	70,0	14,0	5,60
	300	32 H 300	6F	ST	129,36	127,99	135,00	80,00	85,70	100,0	19,0	7,80

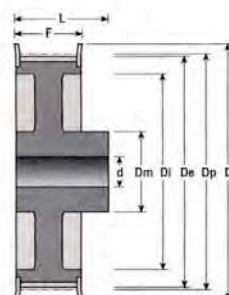
* Materiál: ST = ocel, GG = litina / ST = steel, GG = iron cast



Figur 6A



Figur 6F



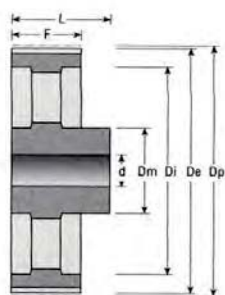
Figur 6WF



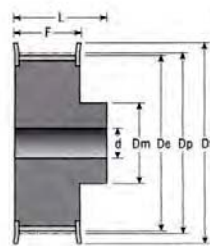
Typ H - Pro řemeny H - rozteč 1/2" = 12,7mm / For belts H - Pitch 1/2" = 12,7mm

Zubů Teeth	Šíř.ř. Width	Označení / Obj.č. Part.No.	Typ Fig.	* Mat.	Dp [mm]	De [mm]	Df [mm]	Dm [mm]	F [mm]	L [mm]	d [mm]	m [kg]
33	075	33 H 075	6F	ST	133,40	132,03	140,00	80,00	26,40	40,0	11,0	3,10
	100	33 H 100	6F	ST	133,40	132,03	140,00	80,00	31,80	45,0	14,0	3,40
	150	33 H 150	6F	ST	133,40	132,03	140,00	80,00	46,00	58,0	14,0	4,66
	200	33 H 200	6F	ST	133,40	132,03	140,00	80,00	58,70	70,0	14,0	5,90
	300	33 H 300	6F	ST	133,40	132,03	140,00	80,00	85,70	100,0	19,0	8,70
34	075	34 H 075	6F	ST	137,45	136,07	142,00	80,00	26,40	40,0	11,0	3,30
	100	34 H 100	6F	ST	137,45	136,07	142,00	80,00	31,80	45,0	14,0	3,57
	150	34 H 150	6F	ST	137,45	136,07	142,00	80,00	46,00	58,0	14,0	4,98
	200	34 H 200	6F	ST	137,45	136,07	142,00	80,00	58,70	70,0	14,0	6,20
	300	34 H 300	6F	ST	137,45	136,07	142,00	80,00	85,70	100,0	19,0	9,70
35	075	35 H 075	6F	ST	141,49	140,12	150,00	80,00	26,40	40,0	11,0	3,50
	100	35 H 100	6F	ST	141,49	140,12	150,00	80,00	31,80	45,0	14,0	3,80
	150	35 H 150	6F	ST	141,49	140,12	150,00	80,00	46,00	58,0	14,0	5,30
	200	35 H 200	6F	ST	141,49	140,12	150,00	80,00	58,70	70,0	14,0	6,60
	300	35 H 300	6F	ST	141,49	140,12	150,00	80,00	85,70	100,0	19,0	9,80
36	075	36 H 075	6F	ST	145,53	144,16	150,00	80,00	26,40	40,0	11,0	3,65
	100	36 H 100	6WF	ST	145,53	144,16	150,00	80,00	31,80	45,0	14,0	3,92
	150	36 H 150	6WF	ST	145,53	144,16	150,00	80,00	46,00	58,0	14,0	5,50
	200	36 H 200	6WF	ST	145,53	144,16	150,00	80,00	58,70	70,0	14,0	7,10
	300	36 H 300	6WF	ST	145,53	144,16	150,00	80,00	85,70	100,0	19,0	9,90
38	075	38 H 075	6F	ST	153,62	152,24	158,00	80,00	26,40	40,0	11,0	3,90
	100	38 H 100	6WF	ST	153,62	152,24	158,00	80,00	31,80	45,0	14,0	4,40
	150	38 H 150	6WF	ST	153,62	152,24	158,00	80,00	46,00	58,0	14,0	6,10
	200	38 H 200	6WF	ST	153,62	152,24	158,00	80,00	58,70	70,0	14,0	7,80
	300	38 H 300	6WF	ST	153,62	152,24	158,00	80,00	85,70	100,0	19,0	11,00
40	075	40 H 075	6F	ST	161,70	160,33	168,00	80,00	26,40	40,0	11,0	4,23
	100	40 H 100	6WF	ST	161,70	160,33	168,00	80,00	31,80	45,0	14,0	4,95
	150	40 H 150	6WF	ST	161,70	160,33	168,00	80,00	46,00	58,0	14,0	6,80
	200	40 H 200	6WF	ST	161,70	160,33	168,00	80,00	58,70	70,0	14,0	8,40
	300	40 H 300	6WF	ST	161,70	160,33	168,00	80,00	85,70	100,0	19,0	12,20
42	075	42 H 075	6F	ST	169,79	168,41	175,00	80,00	26,40	40,0	11,0	4,80
	100	42 H 100	6WF	ST	169,79	168,41	175,00	80,00	31,80	45,0	14,0	5,60
	150	42 H 150	6WF	ST	169,79	168,41	175,00	80,00	46,00	58,0	19,0	7,60
	200	42 H 200	6WF	ST	169,79	168,41	180,00	80,00	58,70	70,0	19,0	9,70
	300	42 H 300	6WF	ST	169,79	168,41	180,00	80,00	85,70	100,0	24,0	13,80
44	075	44 H 075	6WF	GG	177,87	176,50	184,00	80,00	26,40	40,0	14,0	5,20
	100	44 H 100	6WF	GG	177,87	176,50	184,00	80,00	31,80	50,0	14,0	6,20
	150	44 H 150	6WF	GG	177,87	176,50	184,00	80,00	46,00	58,0	19,0	8,50
	200	44 H 200	6WF	GG	177,87	176,50	184,00	80,00	58,70	70,0	19,0	10,50
	300	44 H 300	6WF	GG	177,87	176,50	184,00	80,00	85,70	100,0	24,0	15,00
45	075	45 H 075	6WF	GG	181,91	180,54	192,00	80,00	26,40	40,0	14,0	5,45
	100	45 H 100	6WF	GG	181,91	180,54	192,00	80,00	31,80	50,0	14,0	6,45
	150	45 H 150	6WF	GG	181,91	180,54	192,00	80,00	46,00	58,0	19,0	9,00
	200	45 H 200	6WF	GG	181,91	180,54	192,00	80,00	58,70	70,0	19,0	11,30
	300	45 H 300	6WF	GG	181,91	180,54	192,00	80,00	85,70	100,0	24,0	15,20

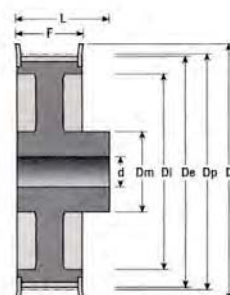
* Materiál: ST = ocel, GG = litina / ST = steel, GG = iron cast



Figur 6A



Figur 6F



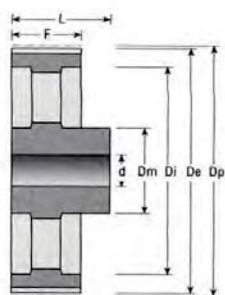
Figur 6WF



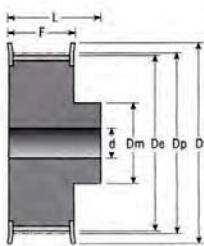
Typ H - Pro řemeny H - rozteč 1/2" = 12,7mm / For belts H - Pitch 1/2" = 12,7mm

Zubů Teeth	Šír.ř. Width	Označení / Obj.č. Part.No.	Typ Fig.	* Mat.	Dp [mm]	De [mm]	Df [mm]	Dm [mm]	F [mm]	L [mm]	d [mm]	m [kg]
48	075	48 H 075	6WF	GG	194,04	192,67	200,00	90,00	26,40	45,0	14,0	4,30
	100	48 H 100	6WF	GG	194,04	192,67	200,00	90,00	31,80	50,0	14,0	5,30
	150	48 H 150	6WF	GG	194,04	192,67	200,00	90,00	46,00	65,0	19,0	6,70
	200	48 H 200	6WF	GG	194,04	192,67	200,00	90,00	58,70	75,0	24,0	8,60
	300	48 H 300	6WF	GG	194,04	192,67	200,00	90,00	85,70	100,0	24,0	11,40
49	075	49 H 075	6W	GG	198,08	196,71	-	90,00	26,40	45,0	14,0	4,50
	100	49 H 100	6W	GG	198,08	196,71	-	90,00	31,80	50,0	19,0	5,40
	150	49 H 150	6W	GG	198,08	196,71	-	90,00	46,00	65,0	19,0	7,00
	200	49 H 200	6W	GG	198,08	196,71	-	90,00	58,70	75,0	24,0	7,60
	300	49 H 300	6W	GG	198,08	196,71	-	90,00	85,70	100,0	24,0	9,40
50	075	50 H 075	6W	GG	202,13	200,75	-	90,00	26,40	45,0	14,0	4,66
	100	50 H 100	6W	GG	202,13	200,75	-	90,00	31,80	50,0	19,0	5,50
	150	50 H 150	6W	GG	202,13	200,75	-	90,00	46,00	65,0	19,0	7,10
	200	50 H 200	6W	GG	202,13	200,75	-	90,00	58,70	75,0	24,0	8,30
	300	50 H 300	6W	GG	202,13	200,75	-	90,00	85,70	100,0	24,0	10,60
52	100	52 H 100	6W	GG	210,21	208,84	-	90,00	31,80	50,0	19,0	5,80
	150	52 H 150	6W	GG	210,21	208,84	-	90,00	46,00	65,0	19,0	7,30
	200	52 H 200	6W	GG	210,21	208,84	-	90,00	58,70	75,0	24,0	8,50
	300	52 H 300	6W	GG	210,21	208,84	-	90,00	85,70	100,0	24,0	11,80
58	100	58 H 100	6A	GG	234,47	233,09	-	90,00	31,80	50,0	19,0	6,20
	150	58 H 150	6A	GG	234,47	233,09	-	90,00	46,00	65,0	19,0	8,10
	200	58 H 200	6A	GG	234,47	233,09	-	90,00	58,70	75,0	24,0	10,00
	300	58 H 300	6A	GG	234,47	233,09	-	90,00	85,70	100,0	24,0	12,20
60	100	60 H 100	6A	GG	242,55	241,18	-	90,00	31,80	50,0	19,0	7,50
	150	60 H 150	6A	GG	242,55	241,18	-	90,00	46,00	65,0	19,0	9,00
	200	60 H 200	6A	GG	242,55	241,18	-	90,00	58,70	75,0	24,0	11,00
	300	60 H 300	6A	GG	242,55	241,18	-	90,00	85,70	100,0	24,0	13,00
70	100	70 H 100	6A	GG	282,98	281,61	-	100,00	31,80	55,0	19,0	8,20
	150	70 H 150	6A	GG	282,98	281,61	-	100,00	46,00	65,0	24,0	10,50
	200	70 H 200	6A	GG	282,98	281,61	-	100,00	58,70	75,0	28,0	12,50
	300	70 H 300	6A	GG	282,98	281,61	-	100,00	85,70	100,0	28,0	16,50
72	100	72 H 100	6A	GG	291,06	289,69	-	100,00	31,80	55,0	19,0	9,00
	150	72 H 150	6A	GG	291,06	289,69	-	100,00	46,00	65,0	24,0	11,00
	200	72 H 200	6A	GG	291,06	289,69	-	100,00	58,70	75,0	28,0	14,00
	300	72 H 300	6A	GG	291,06	289,69	-	100,00	85,70	100,0	28,0	13,00
82	100	82 H 100	6A	GG	331,49	330,12	-	100,00	31,80	55,0	19,0	9,20
	150	82 H 150	6A	GG	331,49	330,12	-	100,00	46,00	65,0	24,0	12,0
	200	82 H 200	6A	GG	331,49	330,12	-	100,00	58,70	75,0	28,0	13,5
	300	82 H 300	6A	GG	331,49	330,12	-	100,00	85,70	100,0	28,0	18,0
84	100	84 H 100	6A	GG	339,57	338,20	-	100,00	31,80	55,0	19,0	10,00
	150	84 H 150	6A	GG	339,57	338,20	-	100,00	46,00	65,0	24,0	13,00
	200	84 H 200	6A	GG	339,57	338,20	-	100,00	58,70	75,0	28,0	15,00
	300	84 H 300	6A	GG	339,57	338,20	-	100,00	85,70	100,0	28,0	20,00

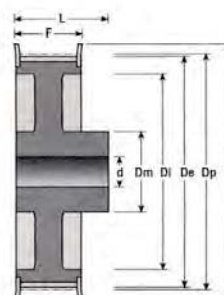
* Materiál: ST = ocel, GG = litina / ST = steel, GG = iron cast



Figur 6A



Figur 6F



Figur 6WF



Typ H - Pro řemeny H - rozteč 1/2" = 12,7mm / For belts H - Pitch 1/2" = 12,7mm

Zubů Teeth	Šíř.ř. Width	Označení / Obj.č. Part.No.	Typ Fig.	* Mat.	Dp [mm]	De [mm]	Df [mm]	Dm [mm]	F [mm]	L [mm]	d [mm]	m [kg]
94	100	94 H 100	6A	GG	380,00	378,63	-	120,00	31,80	60,0	19,0	13,00
	150	94 H 150	6A	GG	380,00	378,63	-	120,00	46,00	65,0	24,0	16,00
	200	94 H 200	6A	GG	380,00	378,63	-	120,00	58,70	75,0	28,0	18,90
	300	94 H 300	6A	GG	380,00	378,63	-	120,00	85,70	100,0	28,0	27,00
96	100	96 H 100	6A	GG	388,08	386,71	-	120,00	31,80	60,0	19,0	13,80
	150	96 H 150	6A	GG	388,08	386,71	-	120,00	46,00	65,0	24,0	17,00
	200	96 H 200	6A	GG	388,08	386,71	-	120,00	58,70	75,0	28,0	20,30
	300	96 H 300	6A	GG	388,08	386,71	-	120,00	85,70	100,0	28,0	27,00
106	100	106 H 100	6A	GG	428,51	427,14	-	120,00	31,80	60,0	19,0	15,50
	150	106 H 150	6A	GG	428,51	427,14	-	120,00	46,00	65,0	24,0	19,50
	200	106 H 200	6A	GG	428,51	427,14	-	120,00	58,70	75,0	28,0	22,50
	300	106 H 300	6A	GG	428,51	427,14	-	120,00	85,70	100,0	28,0	27,90
116	100	116 H 100	6A	GG	468,93	467,56	-	120,00	31,80	60,0	19,0	18,00
	150	116 H 150	6A	GG	468,93	467,56	-	120,00	46,00	65,0	24,0	22,00
	200	116 H 200	6A	GG	468,93	467,56	-	120,00	58,70	75,0	28,0	24,70
	300	116 H 300	6A	GG	468,93	467,56	-	120,00	85,70	100,0	28,0	28,50
118	100	118 H 100	6A	GG	477,02	475,65	-	120,00	31,80	60,0	19,0	20,00
	150	118 H 150	6A	GG	477,02	475,65	-	120,00	46,00	65,0	24,0	23,50
	200	118 H 200	6A	GG	477,02	475,65	-	120,00	58,70	75,0	28,0	26,00
	300	118 H 300	6A	GG	477,02	475,65	-	120,00	85,70	100,0	28,0	31,00
120	100	120 H 100	6A	GG	485,10	483,73	-	120,00	31,80	60,0	19,0	22,00
	150	120 H 150	6A	GG	485,10	483,73	-	120,00	46,00	65,0	24,0	25,00
	200	120 H 200	6A	GG	485,10	483,73	-	120,00	58,70	75,0	28,0	28,00
	300	120 H 300	6A	GG	485,10	483,73	-	120,00	85,70	100,0	28,0	33,00
150	100	150 H 100	6A	GG	606,38	605,01	-	120,00	31,80	60,0	19,0	25,00
	150	150 H 150	6A	GG	606,38	605,01	-	120,00	46,00	65,0	24,0	31,50
	200	150 H 200	6A	GG	606,38	605,01	-	120,00	58,70	75,0	28,0	32,50
	300	150 H 300	6A	GG	606,38	605,01	-	120,00	85,70	100,0	28,0	38,00
152	100	152 H 100	6A	GG	614,47	613,09	-	120,00	31,80	60,0	19,0	26,00
	150	152 H 150	6A	GG	614,47	613,09	-	120,00	46,00	65,0	24,0	31,50
	200	152 H 200	6A	GG	614,47	613,09	-	120,00	58,70	75,0	28,0	35,00
	300	152 H 300	6A	GG	614,47	613,09	-	120,00	85,70	100,0	28,0	40,00
154	100	154 H 100	6A	GG	622,55	621,18	-	120,00	31,80	60,0	19,0	27,00
	150	154 H 150	6A	GG	622,55	621,18	-	120,00	46,00	65,0	24,0	34,50
	200	154 H 200	6A	GG	622,55	621,18	-	120,00	58,70	75,0	28,0	38,00
	300	154 H 300	6A	GG	622,55	621,18	-	120,00	85,70	100,0	28,0	42,00
156	100	156 H 100	6A	GG	630,64	629,26	-	120,00	31,80	60,0	19,0	28,00
	150	156 H 150	6A	GG	630,64	629,26	-	120,00	46,00	65,0	24,0	36,00
	200	156 H 200	6A	GG	630,64	629,26	-	120,00	58,70	75,0	28,0	41,00
	300	156 H 300	6A	GG	630,64	629,26	-	120,00	85,70	100,0	28,0	44,20

* Materiál: ST = ocel, GG = litina / ST = steel, GG = iron cast