



Ozubené řemeny SYNCHROFORCE CXA

Timing belts SYNCHROFORCE CXA

14M CXA

Ozubené řemeny pro vysoké kroutící momenty. / Timing belts for peak torque levels.


Objednávací číslo / Part.No.

14M - 966 - 55 CXA

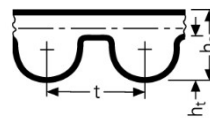
14M... Profil, rozteč zubů / Tooth pitch

966... Délka řemenu / Belt length

55 ... Šířka řemenu / Belt width



Aramid cord



14M

t = 14,0 mm

hs = 10,0 mm

ht = 6,0 mm



Typ CONTI SYNCHROFORCE HTD 14M CXA - rozteč 14,0 mm / HTD 14M - Pitch 14,0 mm

Typ / Obj.č. Part.No.	Délka řem. Pitch length [mm]	Poč.z. Teeth	Typ 40 Šířka 40 mm Width 40 mm	Typ 55 Šířka 55 mm Width 55 mm	Typ 85 Šířka 85 mm Width 85 mm	Typ 115 Šířka 115 mm Width 115 mm	Typ 170 Šířka 170 mm Width 170 mm	Šířka ruk. Sleeve w. [mm]
14M - 966 CXA	966,00	69	14M-0966-40 CXA	14M-0966-55 CXA	14M-0966-85 CXA	14M-0966-115 CXA	14M-0966-170 CXA	CT-470
14M - 1050 CXA	1050,00	75	14M-1050-40 CXA	14M-1050-55 CXA	14M-1050-85 CXA	14M-1050-115 CXA	14M-1050-170 CXA	CT-470
14M - 1190 CXA	1190,00	85	14M-1190-40 CXA	14M-1190-55 CXA	14M-1190-85 CXA	14M-1190-115 CXA	14M-1190-170 CXA	CT-470
14M - 1400 CXA	1400,00	100	14M-1400-40 CXA	14M-1400-55 CXA	14M-1400-85 CXA	14M-1400-115 CXA	14M-1400-170 CXA	CT-470
14M - 1610 CXA	1610,00	115	14M-1610-40 CXA	14M-1610-55 CXA	14M-1610-85 CXA	14M-1610-115 CXA	14M-1610-170 CXA	CT-470
14M - 1778 CXA	1778,00	127	14M-1778-40 CXA	14M-1778-55 CXA	14M-1778-85 CXA	14M-1778-115 CXA	14M-1778-170 CXA	CT-470
14M - 1890 CXA	1890,00	135	14M-1890-40 CXA	14M-1890-55 CXA	14M-1890-85 CXA	14M-1890-115 CXA	14M-1890-170 CXA	CT-470
14M - 2100 CXA	2100,00	150	14M-2100-40 CXA	14M-2100-55 CXA	14M-2100-85 CXA	14M-2100-115 CXA	14M-2100-170 CXA	CT-470
14M - 2310 CXA	2310,00	165	14M-2310-40 CXA	14M-2310-55 CXA	14M-2310-85 CXA	14M-2310-115 CXA	14M-2310-170 CXA	CT-470
14M - 2450 CXA	2450,00	175	14M-2450-40 CXA	14M-2450-55 CXA	14M-2450-85 CXA	14M-2450-115 CXA	14M-2450-170 CXA	CT-470
14M - 2590 CXA	2590,00	185	14M-2590-40 CXA	14M-2590-55 CXA	14M-2590-85 CXA	14M-2590-115 CXA	14M-2590-170 CXA	CT-470
14M - 2800 CXA	2800,00	200	14M-2800-40 CXA	14M-2800-55 CXA	14M-2800-85 CXA	14M-2800-115 CXA	14M-2800-170 CXA	CT-470
14M - 3150 CXA	3150,00	225	14M-3150-40 CXA	14M-3150-55 CXA	14M-3150-85 CXA	14M-3150-115 CXA	14M-3150-170 CXA	CT-470
14M - 3360 CXA	3360,00	240	14M-3360-40 CXA	14M-3360-55 CXA	14M-3360-85 CXA	14M-3360-115 CXA	14M-3360-170 CXA	CT-470
14M - 3500 CXA	3500,00	250	14M-3500-40 CXA	14M-3500-55 CXA	14M-3500-85 CXA	14M-3500-115 CXA	14M-3500-170 CXA	CT-470
14M - 3668 CXA	3668,00	262	14M-3668-40 CXA	14M-3668-55 CXA	14M-3668-85 CXA	14M-3668-115 CXA	14M-3668-170 CXA	CT-470
14M - 3850 CXA	3850,00	275	14M-3850-40 CXA	14M-3850-55 CXA	14M-3850-85 CXA	14M-3850-115 CXA	14M-3850-170 CXA	CT-470
14M - 4326 CXA	4326,00	309	14M-4326-40 CXA	14M-4326-55 CXA	14M-4326-85 CXA	14M-4326-115 CXA	14M-4326-170 CXA	CT-470
14M - 4578 CXA	4578,00	327	14M-4578-40 CXA	14M-4578-55 CXA	14M-4578-85 CXA	14M-4578-115 CXA	14M-4578-170 CXA	CT-470

Ozubené řemeny SYNCHROFORCE CXA jsou vyráběny také v profilech CTD - C8M a C14M, shodně s profily SYNCHROCHAIN.

Timing belts CONTI SYNCHROFORCE CXA are produced also in variant CTD - C8M and C14M.



Ozubené řemeny SYNCHROFORCE CTD CXA

Timing belts SYNCHROFORCE CTD CXA

C8M CXA

Ozubené řemeny pro vysoké kroutící momenty. / Timing belts for peak torque levels.


Objednávací číslo / Part.No.

C08M - 1280 - 30 CXA

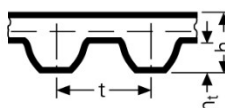
08M... Profil, rozteč zubů / Tooth pitch

1280... Délka řemenu / Belt length

30 ... Šířka řemenu / Belt width



Aramid cord



C8M CTD

t = 8,0 mm

hs = 5,6 mm

ht = 3,4 mm



Typ CONTI SYNCHROFORCE CTD C08M CXA - rozteč 8,0 mm / CTD C08M - Pitch 8,0 mm

Typ / Obj.č. Part.No.	Délka řem. Pitch length [mm]	Poč.z. Teeth	Typ 20 Šířka 20 mm Width 20 mm	Typ 30 Šířka 30 mm Width 30 mm	Typ 50 Šířka 50 mm Width 50 mm	Typ 85 Šířka 85 mm Width 85 mm	Šířka ruk. Sleeve w. [mm]
C8M - 288 CXA	288,00	36	C8M-0288-20 CXA	C8M-0288-30 CXA	C8M-0288-50 CXA	C8M-0288-85 CXA	CT-480
C8M - 352 CXA	352,00	44	C8M-0352-20 CXA	C8M-0352-30 CXA	C8M-0352-50 CXA	C8M-0352-85 CXA	CT-480
C8M - 416 CXA	416,00	52	C8M-0416-20 CXA	C8M-0416-30 CXA	C8M-0416-50 CXA	C8M-0416-85 CXA	CT-480
C8M - 544 CXA	544,00	68	C8M-0544-20 CXA	C8M-0544-30 CXA	C8M-0544-50 CXA	C8M-0544-85 CXA	CT-480
C8M - 640 CXA	640,00	80	C8M-0640-20 CXA	C8M-0640-30 CXA	C8M-0640-50 CXA	C8M-0640-85 CXA	CT-480
C8M - 1280 CXA	1280,00	160	C8M-1280-20 CXA	C8M-1280-30 CXA	C8M-1280-50 CXA	C8M-1280-85 CXA	CT-480

CT jsou Contitech rozměry. / CT are Contitech dimensions.

Jiné rozměry na základě poptávky. / Other dimensions on demand.