

Roundbelts

PU75A red smooth












| Order No. | Diameter Ø | | Cross section cm ² | approx. Weight kg/100m | Standard Roll | | Recommended Min. pulley Ø | | Fmax/belt (Standard) | |
|------------|------------|-------|----------------------------------|---------------------------|---------------|-----|---------------------------|------|----------------------|-------|
| | mm | inch | | | m | ft | mm | inch | kg | lbs |
| FBRP75A020 | 2,0 | 5/64 | 0,032 | 0,5 | 200 | 656 | 10 | 0,4 | 0,8 | 1,8 |
| FBRP75A030 | 3,0 | 1/8 | 0,071 | 0,9 | 200 | 656 | 20 | 0,8 | 1,8 | 4,0 |
| FBRP75A040 | 4,0 | 5/32 | 0,126 | 1,6 | 200 | 656 | 30 | 1,2 | 3,1 | 6,8 |
| FBRP75A048 | 4,8 | 3/16 | 0,181 | 2,2 | 200 | 656 | 35 | 1,4 | 4,5 | 9,9 |
| FBRP75A050 | 5,0 | 1/5 | 0,197 | 2,4 | 100 | 328 | 40 | 1,6 | 4,9 | 10,8 |
| FBRP75A060 | 6,0 | 7/32 | 0,283 | 3,4 | 100 | 328 | 50 | 2,0 | 7,3 | 16,1 |
| FBRP75A063 | 6,3 | 1/4 | 0,310 | 3,8 | 100 | 328 | 55 | 2,2 | 8,0 | 17,6 |
| FBRP75A070 | 7,0 | 9/32 | 0,385 | 4,7 | 100 | 328 | 60 | 2,4 | 9,8 | 21,6 |
| FBRP75A080 | 8,0 | 5/16 | 0,500 | 6,0 | 100 | 328 | 65 | 2,6 | 12,9 | 28,4 |
| FBRP75A095 | 9,5 | 3/8 | 0,710 | 8,5 | 100 | 328 | 75 | 3,0 | 18,0 | 39,6 |
| FBRP75A100 | 10,0 | 7/16 | 0,785 | 9,4 | 50 | 164 | 80 | 3,2 | 19,6 | 43,1 |
| FBRP75A120 | 12,0 | 15/32 | 1,130 | 13,5 | 50 | 164 | 90 | 3,5 | 29,4 | 64,7 |
| FBRP75A125 | 12,5 | 1/2 | 1,230 | 14,8 | 50 | 164 | 100 | 3,9 | 31,4 | 69,1 |
| FBRP75A150 | 15,0 | 19/32 | 1,770 | 21,5 | 50 | 164 | 120 | 4,7 | 45,1 | 99,2 |
| FBRP75A180 | 18,0 | 3/4 | 2,54 | 31,0 | 50 | 164 | 150 | 5,9 | 64,7 | 142,3 |
| FBRP75A200 | 20,0 | 25/32 | 3,14 | 40,0 | 50 | 164 | 170 | 6,7 | 80,4 | 176,9 |

approx. 80° Shore A

Recommended pretension 4...8 %

Coeff. of friction μ : Steel: approx. 0,70 | PE: approx. 0,40 | HDPE: approx. 0,35

Symbols

|  |  |  |  |  |  |  |  |  |
|---|---|---|---|---|--|---|---|---|
| Antistatic profile with outstanding mechanical properties. | Profile with exceptional low-temperature flexibility down to -30°C. | Patented material formulation „PLUS“ for lower product elongation. | Very good UV resistance. | Profiles with FDA/EC conformity for direct contact with food. | Metal and X-ray detectable profiles for maximum food safety. | Hydrolysis resistance (HY). Suitable for humid environments. | Microbe-resistant materials do not provide a breeding ground for micro-organisms | Belt made of 2 components enables combination of hardness and features. |

Roundbelts

PU75A sky blue smooth












| Order No. | Diameter Ø | | Cross section cm ² | approx. Weight kg/100m | Standard Roll | | Recommended Min. pulley Ø | | Fmax/belt (Standard) | |
|--------------|------------|-------|----------------------------------|---------------------------|---------------|-----|---------------------------|------|----------------------|------|
| | mm | inch | | | m | ft | mm | inch | kg | lbs |
| FBRP75A020HI | 2,0 | 5/64 | 0,032 | 0,5 | 200 | 656 | 10 | 0,4 | 0,8 | 1,8 |
| FBRP75A030HI | 3,0 | 1/8 | 0,071 | 0,9 | 200 | 656 | 20 | 0,8 | 1,8 | 4,0 |
| FBRP75A040HI | 4,0 | 5/32 | 0,126 | 1,6 | 200 | 656 | 30 | 1,2 | 3,0 | 6,6 |
| FBRP75A048HI | 4,8 | 3/16 | 0,181 | 2,2 | 200 | 656 | 35 | 1,4 | 4,4 | 9,7 |
| FBRP75A050HI | 5,0 | 1/5 | 0,197 | 2,4 | 100 | 328 | 40 | 1,6 | 4,8 | 10,6 |
| FBRP75A060HI | 6,0 | 7/32 | 0,283 | 3,4 | 100 | 328 | 50 | 2,0 | 6,8 | 15,0 |
| FBRP75A063HI | 6,3 | 1/4 | 0,310 | 3,8 | 100 | 328 | 55 | 2,2 | 7,4 | 16,3 |
| FBRP75A070HI | 7,0 | 9/32 | 0,385 | 4,7 | 100 | 328 | 60 | 2,4 | 9,2 | 20,2 |
| FBRP75A080HI | 8,0 | 5/16 | 0,500 | 6,0 | 100 | 328 | 65 | 2,6 | 12,0 | 26,4 |
| FBRP75A095HI | 9,5 | 3/8 | 0,710 | 8,5 | 100 | 328 | 75 | 3,0 | 17,0 | 37,4 |
| FBRP75A100HI | 10,0 | 7/16 | 0,785 | 9,4 | 50 | 164 | 80 | 3,2 | 18,8 | 41,4 |
| FBRP75A120HI | 12,0 | 15/32 | 1,130 | 13,5 | 50 | 164 | 90 | 3,5 | 27,2 | 59,8 |
| FBRP75A125HI | 12,5 | 1/2 | 1,230 | 14,8 | 50 | 164 | 100 | 3,9 | 29,6 | 65,1 |
| FBRP75A150HI | 15,0 | 19/32 | 1,770 | 21,5 | 50 | 164 | 120 | 4,7 | 42,4 | 93,3 |

approx. 80° Shore A

Recommended pretension 4...8 %

Coeff. of friction μ : Steel: approx. 0,70 | PE: approx. 0,40 | HDPE: approx. 0,35 | FDA/EC/USDA compliant

Symbols

|  |  |  |  |  |  |  |  |  |
|---|---|---|---|---|--|---|---|---|
| Antistatic profile with outstanding mechanical properties. | Profile with exceptional low-temperature flexibility down to -30°C. | Patented material formulation „PLUS“ for lower product elongation. | Very good UV resistance. | Profiles with FDA/EC conformity for direct contact with food. | Metal and X-ray detectable profiles for maximum food safety. | Hydrolysis resistance (HY). Suitable for humid environments. | Microbe-resistant materials do not provide a breeding ground for microorganisms | Belt made of 2 components enables combination of hardness and features. |

Roundbelts

PU75A plus orange matt












| Order No. | Diameter Ø | | Cross section cm ² | approx. Weight kg/100m | Standard Roll | | Recommended Min. pulley Ø | | Fmax/belt (Standard) | |
|-----------|------------|------|----------------------------------|---------------------------|---------------|-----|---------------------------|------|----------------------|------|
| | mm | inch | | | m | ft | mm | inch | kg | lbs |
| FBRI0200G | 2,0 | 5/64 | 0,032 | 0,5 | 200 | 656 | 10 | 0,4 | 0,9 | 2,0 |
| FBRI0300G | 3,0 | 1/8 | 0,071 | 0,9 | 200 | 656 | 20 | 0,8 | 1,8 | 4,0 |
| FBRI0400G | 4,0 | 5/32 | 0,126 | 1,6 | 200 | 656 | 30 | 1,2 | 3,6 | 7,9 |
| FBRI0480G | 4,8 | 3/16 | 0,181 | 2,2 | 200 | 656 | 35 | 1,4 | 5,2 | 11,4 |
| FBRI0500G | 5,0 | 1/5 | 0,197 | 2,4 | 100 | 328 | 40 | 1,6 | 5,7 | 12,5 |
| FBRI0600G | 6,0 | 7/32 | 0,283 | 3,4 | 100 | 328 | 50 | 2,0 | 8,1 | 17,8 |
| FBRI0630G | 6,3 | 1/4 | 0,310 | 3,8 | 100 | 328 | 55 | 2,2 | 8,9 | 19,6 |
| FBRI0700G | 7,0 | 9/32 | 0,385 | 4,7 | 100 | 328 | 60 | 2,4 | 11,1 | 24,4 |
| FBRI0800G | 8,0 | 5/16 | 0,500 | 6,0 | 100 | 328 | 65 | 2,6 | 14,4 | 31,7 |
| FBRI0950G | 9,5 | 3/8 | 0,710 | 8,5 | 100 | 328 | 75 | 3,0 | 20,4 | 44,9 |
| FBRI1000G | 10,0 | 7/16 | 0,785 | 9,4 | 50 | 164 | 80 | 3,2 | 22,6 | 49,7 |

approx. 80° Shore A

Recommended pretension 3...6 %

Coeff. of friction μ : Steel: approx. 0,70 | PE: approx. 0,40 | HDPE: approx. 0,35

Symbols

| | | | | | | | | |
|---|---|---|---|---|--|---|---|---|
|  |  |  |  |  |  |  |  |  |
| Antistatic profile with outstanding mechanical properties. | Profile with exceptional low-temperature flexibility down to -30°C. | Patented material formulation „PLUS“ for lower product elongation. | Very good UV resistance. | Profiles with FDA/EC conformity for direct contact with food. | Metal and X-ray detectable profiles for maximum food safety. | Hydrolysis resistance (HY). Suitable for humid environments. | Microbe-resistant materials do not provide a breeding ground for micro-organisms | Belt made of 2 components enables combination of hardness and features. |